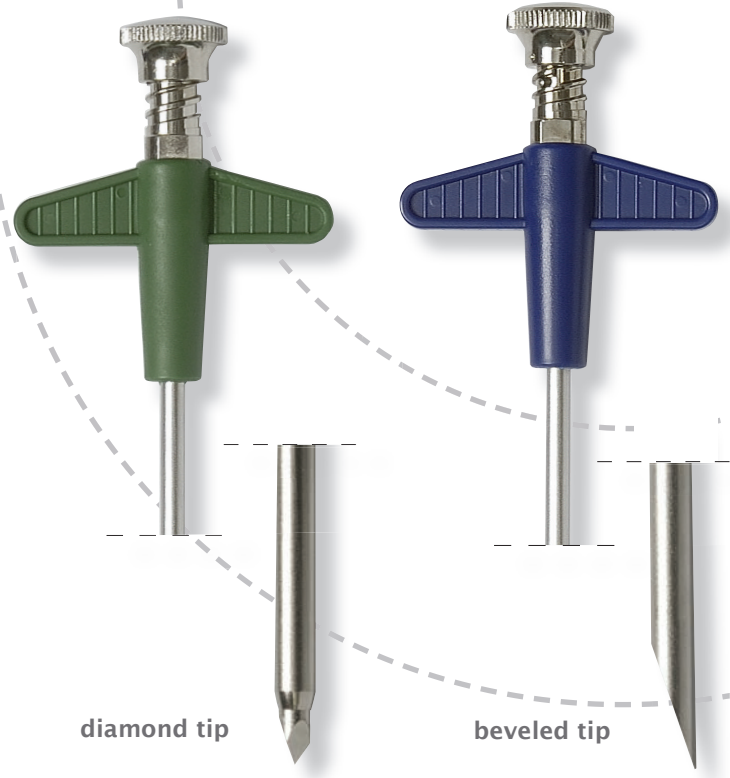


NEEDLES FOR
PERCUTANEOUS VERTEBROPLASTY

- PLASTIC HANDLE
- » Luer-Lock connection system
 - » Metal head shock resistant
 - » Ergonomic and radiotransparent plastic handle
 - » Available in four sizes with two kinds of tip:
 - **beveled tip** (more adjustable)
 - **diamond tip** (more perforating)

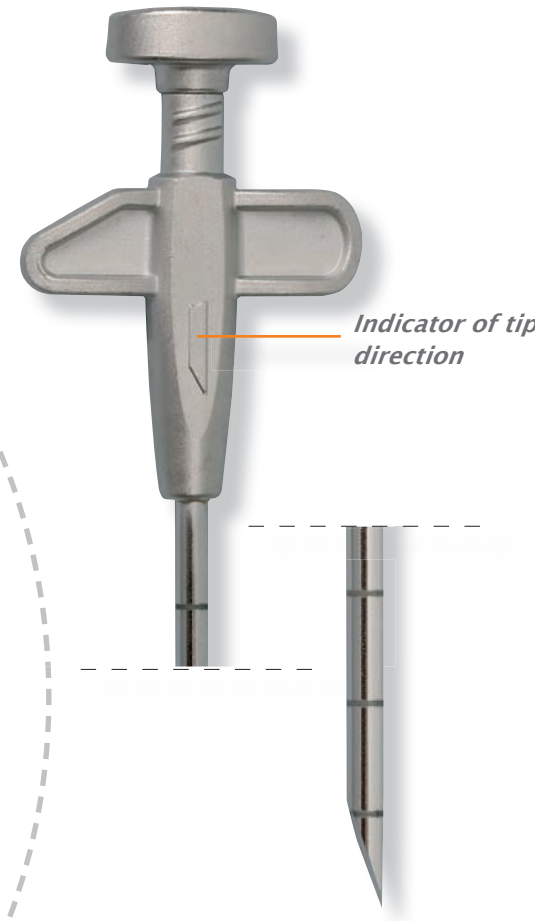


MENDEC SPINE
Needles

- STAINLESS STEEL HANDLE
- » Luer-Lock connection system
 - » Metal head shock resistant
 - » Ergonomic handle in AISI 312 L steel
 - » Cannula with centimeter marker in AISI 304 steel
 - » Possibility of fine-needle aspiration biopsy
 - » Handle with indicator of tip direction
 - » Available in four sizes with **beveled** and **triple sharp tip**.



All the needles are available also
in combination with Mendec Spine Kit.



Ordering information	
REF	DESCRIPTION
13C2000	Mendec Spine Kit
1230	Mendec Spine resin
ASB0000	Needle beveled tip 9 gauge x 150 mm
ASB0010	Needle beveled tip 11 gauge x 120 mm
ASB0020	Needle beveled tip 13 gauge x 120 mm
ASB0120	Needle beveled tip 15 gauge x 120 mm
SPN0915	Needle diamond tip 9 gauge x 150 mm
SPN1112	Needle diamond tip 11 gauge x 120 mm
SPN1312	Needle diamond tip 13 gauge x 120 mm
SPN1512	Needle diamond tip 15 gauge x 120 mm
ASB0080	Stainless Steel Needle with beveled tip 9 gauge x 150 mm
ASB0090	Stainless Steel Needle with beveled tip 11 gauge x 120 mm
ASB0100	Stainless Steel Needle with beveled tip 13 gauge x 120 mm
ASB0110	Stainless Steel Needle with beveled tip 15 gauge x 120 mm
ASB0050	Freezer Ring
ASB000A	Mendec Spine kit + Needle beveled tip 9 gauge x 150 mm
ASB001A	Mendec Spine kit + Needle beveled tip 11 gauge x 120 mm
ASB002A	Mendec Spine kit + Needle beveled tip 13 gauge x 120 mm
ASB012A	Mendec Spine kit + Needle beveled tip 15 gauge x 120 mm
SPN091A	Mendec Spine kit + Needle diamond tip 9 gauge x 150 mm
SPN111A	Mendec Spine kit + Needle diamond tip 11 gauge x 120 mm
SPN131A	Mendec Spine kit + Needle diamond tip 13 gauge x 120 mm
SPN151A	Mendec Spine kit + Needle diamond tip 15 gauge x 120 mm
ASB008A	Mendec Spine kit + Stainless Steel Needle with beveled tip 9 gauge x 150 mm
ASB009A	Mendec Spine kit + Stainless Steel Needle with beveled tip 11 gauge x 120 mm
ASB010A	Mendec Spine kit + Stainless Steel Needle with beveled tip 13 gauge x 120 mm
ASB011A	Mendec Spine kit + Stainless Steel Needle with beveled tip 15 gauge x 120 mm

Bibliography

- Galibert P, Deramond H, Rosat P, Le Cars D
Preliminary note on the treatment of vertebral angiodioma by percutaneous acrylic vertebroplasty
Neurochirurgie. 1987;33(2):166-8.
- Carpeggiani P
Percutaneous vertebroplasty (PVP) using Mendec Spine
Clinical Report - Sept. 2003
- Carpeggiani P
Percutaneous vertebroplasty: Technical aspects and news
Review - 2004
- Carpeggiani P, Puglioli M, Valleriani A, Mazzantini M et al.
Osteoporotic fractures with cleft treated with vertebroplasty: clinical results, pathologic and technical aspects
SpineWeek 2004, Porto (Portugal)
- Bosniakovic P
Mendec Spine Kit Percutaneous vertebroplasty delivery system and acrylic resin (Clinical study)
Clinical report - Jan. 2005
- Anselmetti G, Bonaldi G, Baruzzi, Carpeggiani P et al.
Percutaneous vertebroplasty: a multicenter italian experience in over 1700 patients
RSNA 2005 Chicago (USA) -
- Carpeggiani P
Percutaneous vertebroplasty (PVP) using Mendec Spine
Clinical Report - Sept. 2006
- Callari G, Vallone S
Anterior medial transoral C2 Vertebroplasty. A Case Report
The Neuroradiology Journal - Vol.20: 242-5 - April 2007
- Anselmetti CC, Carpeggiani P
Multiple levels vertebroplasty: feasibility, safety and efficacy
WFITN 2007 Beijing (China) - Sept. 2007
- Foo LS, Yeo W, Fook S, Guo CM, Chen JL, Yue WM, Tan SB
Results, experience and technical points learnt with use of the Sky Bone Expander kyphoplasty system for osteoporotic vertebral compression fractures: a prospective study of 40 patients with a minimum of 12 months of follow-up.
Eur Spine J. 2007 Nov;16(11):1944-50
- Caudana R, Renzi Brivio L, Ventura L, Aitini E, Rozzanigo U, Barai G
CT-guided percutaneous vertebroplasty: personal experience in the treatment of osteoporotic fractures and dorsolumbar metastases.
Radiol Med (Torino). 2008 Feb;113(1):114-33



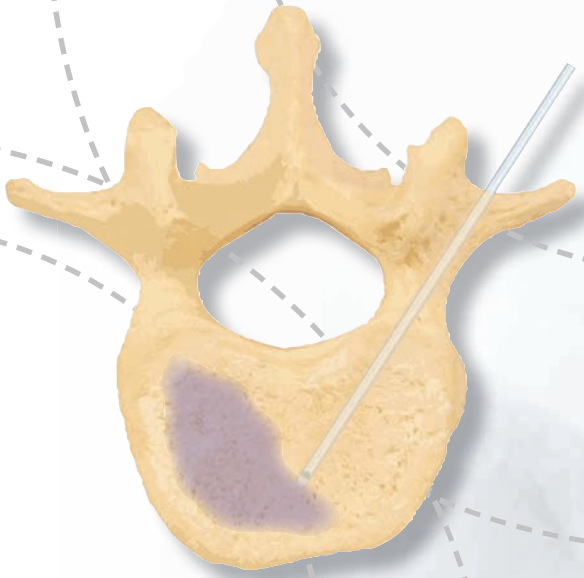
TECRES S. p. A.
Via A. Doria, 6 - Sommacampagna - Verona (Italy)
tel. +39 045 92 17 311 - fax +39 045 92 17 330
www.tecres.it - info@tecres.it

B1C081 Rev 03/09

Percutaneous Vertebroplasty

MENDEC SPINE

- » mendec spine kit
- » mendec spine resin
- » mendec spine needles



COMPLETE SYSTEM FOR PERCUTANEOUS VERTEBROPLASTY

Simplicity and precision

Mendec Spine Kit is a complete disposable system that provides:

- » a specific high-fluidity acrylic resin with a high X-ray contrast;
- » a device that enables the application of resin in spinal bodies with total security and precision.

Features

- FLUIDITY: an easy and optimal resin supply
- VISIBILITY: immediate and safe measurement of the injected resin even with minimum quantities
- PRECISION: the screw-shaped piston allows the supply of resin by millimetre
- PRACTICALITY: the KIT is complete and does not require any external accessory for both the preparation and the supply of resin
- SECURITY:
- » for patients: the resin is clearly visible during its diffusion in the spinal body and its supply can be instantly blocked at any moment;
 - » for surgeons: both the high fluidity and the screw-like system allow the supply of resin through an extension tube. This allows the surgeon to move away from radiations in the operation area.



MENDEC*SPINE*
Kit



PREPARATION STAGES

- 1 Combine the powder and the liquid
- 2 Shake the container to mix
- 3 Open the Luer cap and connect the Gun with the Luer Lock connection on the top of the resin container
- 4 Fill the syringe with the tip of the Spine Gun pointing upward
- 5 Remove the resin container
- 6 Connect the extension tube
- 7 Eliminate air bubbles by completely filling the extension tube with the resin
- 8 Connect the tube with the needle already inserted in the vertebral body. Then deliver the resin



MENDEC*SPINE*
Freezer Ring

Freezer Ring is a refrigerating device to be used with Mendec Spine Kit to make the time available for the extrusion of the resin longer.

ACRYLIC RESIN FOR PERCUTANEOUS VERTEBROPLASTY

Dynamic high viscosity

Mendec Spine is an acrylic resin which has been developed for use in percutaneous vertebroplasty.

Features

- » Easy to prepare
- » Optimised fluidity for easy and fast application
- » Proven viscosity for excellent control during the injection phase
- » Immediate visualisation of the injected resin, thanks to the high content of Barium Sulphate USP microdispersed and non-sedimentable
- » Adequate volume and working time for one or more injections
- » Pre-measured single dose package ensures an injectable mass of about 22 cc
- » Excellent compression resistance



MENDEC*SPINE*
Resin

Mendec Spine resin is available also with its application kit in the Mendec Spine Kit.

