



MAXPACER®

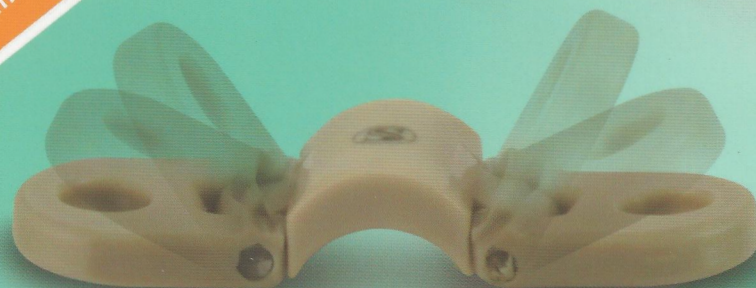
Laminoplasty Fixation System



MAXPACER®-L [Type]
Laminoplasty Fixation System



MAXPACER®-W [Type]
Laminoplasty Fixation System



Distribuidor exclusivo em Portugal:



MAXPACER®

Laminoplasty Fixation System



Features & Benefits


- Retaining maximum space of spinal canal
- Easy to fix the plate to lamina
- Securing locking hinge of plate
- Biocompatible Polymer and no artifact in MRI

Indication

- Cervical canal stenosis
- OPLL (Ossification of the posterior Longitudinal Ligament)
- CSM (Cervical Spondylotic Myelopathy)
- Ossification of the Ligamentum Flavum

Contraindication

- Inflammation



Increase
of neural canal (%)



MAXPACER®-L [Type]

Laminoplasty Fixation System

❖ Implant Specification

Article No	P	W	L	D
LP-27	18~22	6	27	
LS-06S			6	2.0
LS-08S			8	2.0
LS-10L			10	2.0
LS-06S			6	2.3
LS-08S			8	2.3
LS-10L			10	2.3

❖ Instrument Specification

Article No	Article name
SCMI-001	Screw Driver
SCMI-002	Driver Handle
SCMI-003	Container



Competitive Advantage



Technology-oriented



Globalization



Customer Satisfaction

MAXPACER®-W [Type]


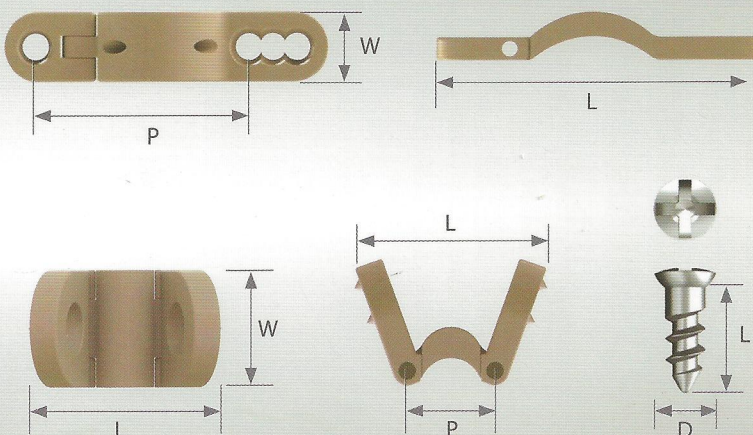
Laminoplasty Fixation System

❖ Implant Specification

Article No	P	W	L	D
LPW-08	8	8	12	
LPW-10	10	8	15	
LPW-11	11.5	8	17.5	
LPW-13	13	8	20	
LS-06S			6	2.0
LS-08S			8	2.0
LS-10S			10	2.0
LS-06L			6	2.3
LS-08L			8	2.3
LS-10L			10	2.3

❖ Instrument Specification

Article No	Article name
SCMI-001	Screw Driver
SCMI-002	Driver Handle
SCWI-001	Holder
SCWI-002	Trial 08-10
SCWI-003	Trial 11-13
SCWI-004	Drill Bit
SCWI-005	Container





MAXPACER®

Laminoplasty Fixation System



Listen for you
Think for you
Action for you

 **SeohanCare**
Leader of Implant

Address : 2F, Da-Dong, 22, Gimpo-Daero, 2918beon-Gil,
Wolgot-Myeon, Gimpo-City, Gyeonggi-Do, 415-877, Korea.

Tel : +82-31-989-5085 **Fax :** +82-31-989-5090

Website : <http://www.seohancare.com>

E-mail : kkh@seohancare.com